



河海大学
HOHAI UNIVERSITY

Comparing the extent and levels of child poverty by Income and Multidimensional Poverty Approach



• Qi Di

- PhD in social policy, University of Bristol (UK)
- Lecturer, Master's Supervisor, Sociology department,
- School of Public Administration, Hohai university
- Email: qidi@hhu.edu.cn or qqddhhqq@163.com
- Anti-Poverty Forum, Beijing, Oct, 2017



SUSTAINABLE
DEVELOPMENT
GOALS



By 2030, reduce at least by half the proportion of men, women and children of all ages living in poverty in all its dimensions according to national definitions






Child-focused policies issued by Chinese government

Child Development Outlines, 2011-2020

Strengthening Vulnerable Child Protection, State Council, 2016

Building Care and Protection for left-behind children in rural areas of China, State Council, 2016

Child Development Outlines for Poor Regions of China, State Council, 2014

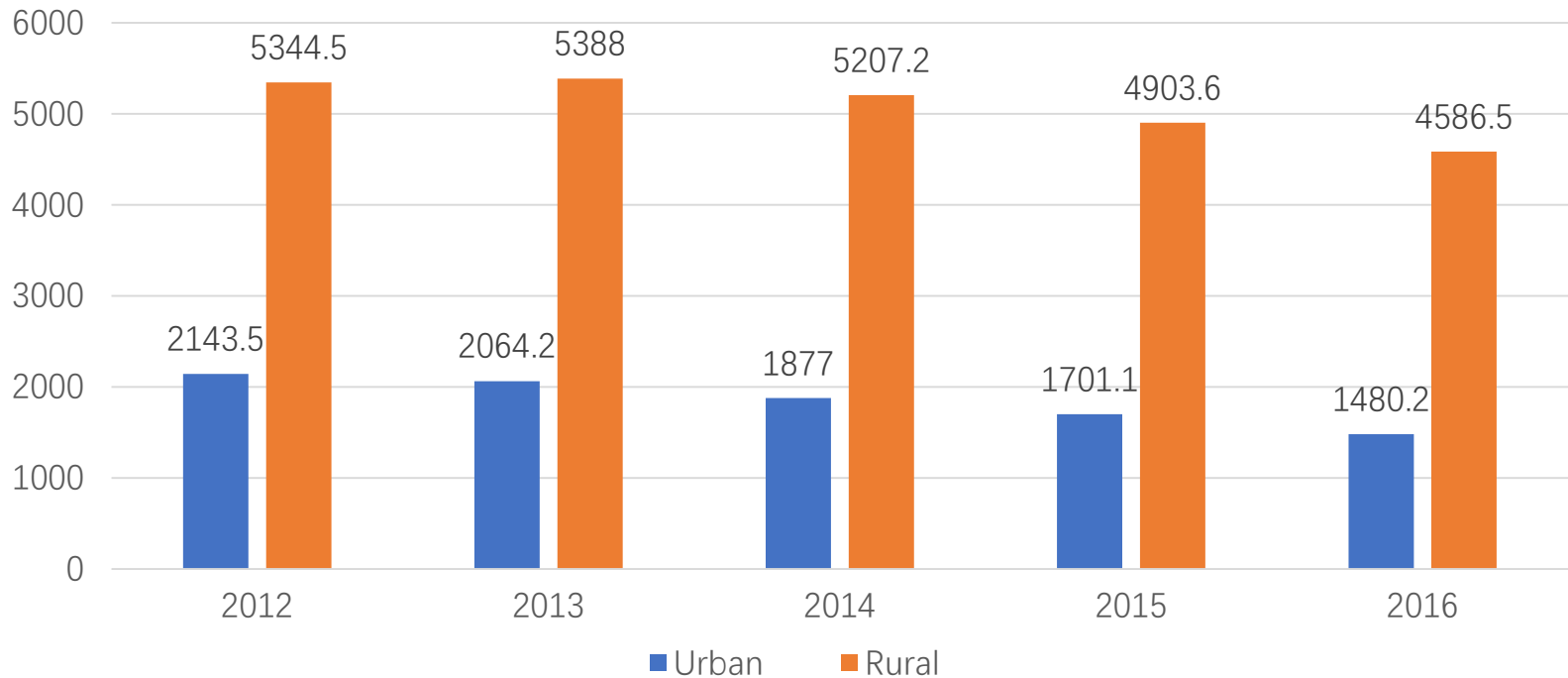
The image features three stylized, dark silhouettes of children holding hands in a line, set against a warm, textured background of orange and yellow. The child on the left is a boy, the middle one is a girl, and the one on the right is another girl. A semi-transparent dark green rectangular box is overlaid on the lower half of the image, containing the text.

How to measure the extent and levels of child poverty?



Some Figures

People living below the MLSS Poverty Line by Urban and Rural Areas in China, MCA Data, Population Unit: 10,000



- Data Source: Statistical bulletin on Social Service Development,
- MCA(Ministry of Civil Affairs) : <http://www.mca.gov.cn/article/sj/>



- Questions to be addressed?....

1

- How many children living below the MLSS poverty line? No official figures and records on child poverty by the income measures.

2

- What is the extent and level of child poverty if measured using the multidimensional poverty approach?

3

- What is the difference in child poverty estimations by the income and multidimensional poverty measures?



河海大學
HOHAI UNIVERSITY

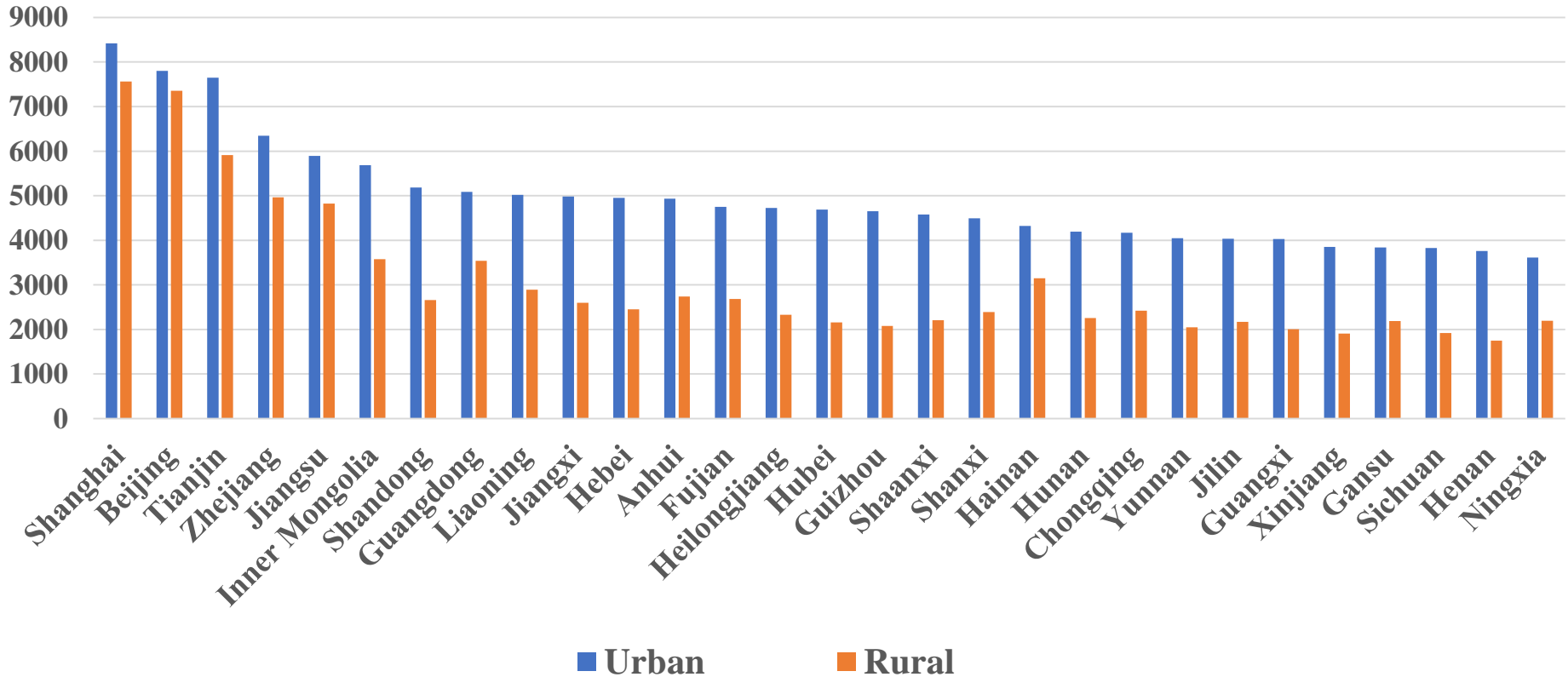
Data

- China Family and Panel Studies (CFPS) ;
- CFPS covers 25 provinces/cities/automatic regions, targeted sample 16000 households, covering 94.5% of the whole population in China
- Questionnaire : Household questionnaire (Income, expenditure, asset) ; Adult Questionnaire; Child questionnaire
- Wave: 2014 (CFPS2014)

Date Source:<http://www.issu.edu.cn/cfps/>



MLSS Poverty Lines at Provincial level by urban and rural areas of China
(Year, 2014; X-axis: Provinces; Y-axis: RMB)



Data Source: MCA(Ministry of Civil Affairs) :
<http://www.mca.gov.cn/article/sj/>



Multidimensional child poverty measure- Dimensions and indicators

Health

- Dealing with Illness; Health Condition; Social/Medical Insurance status; Access to Health Care ;

Nutrition

- Underweight; Stunting

Child Care

- Daycare from caregivers; Night care from caregivers; Separation with father; Separation with mother; Hukou Status

Education

- Compulsory education; Kindergarten;
- Schooling distance; Time to School

Household Facilities

- Water access; Sanitation facilities; Cooking fuel;
- Electricity; Housing Condition;



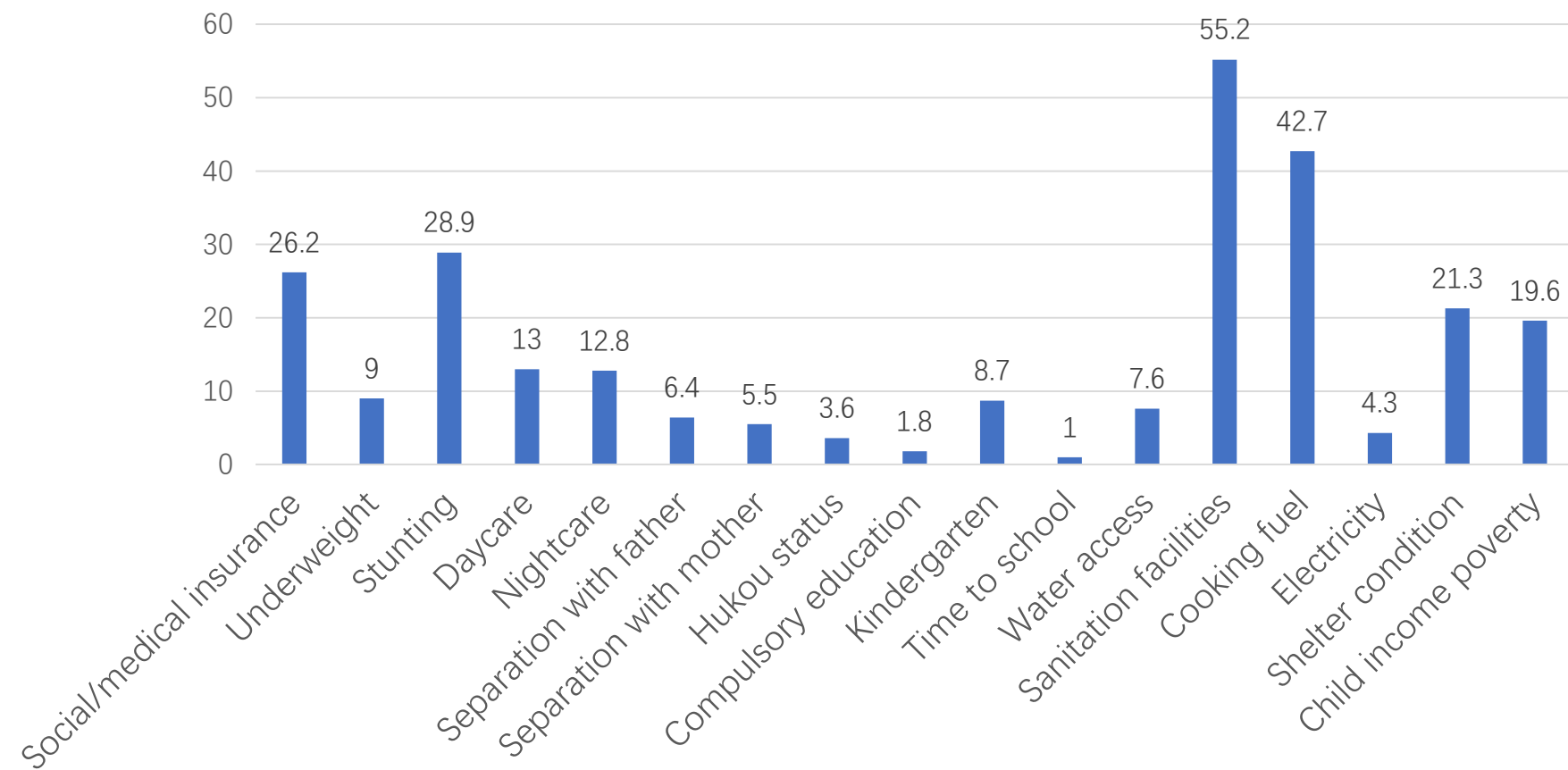
Validity Test of the constructed Multidimensional Poverty Indicators

Multidimensional Poverty Indicators	Financial status	Self-Report Health
1. Dealing with Illness	1.08 (0.36)	1.25 (0.71)
2. Health conditions	1.01 (0.71)	0.93 (0.66)
3. Social/Medical insurance	0.84 (0.00) ***	0.80 (0.22)
4. Access to healthcare	0.96 (0.15)	0.66 (0.14)
5. Underweight	0.79 (0.00) ***	1.12 (0.87)
6. Stunting	0.76 (0.00) ***	0.74 (0.1)
7. Day care from caregivers	0.97 (0.35)	4.84 (0.00) ***
8. Night care from caregivers	0.96 (0.18)	4.90 (0.00) ***
9. Separation with father	0.91 (0.00) ***	1.37 (0.23)
10. Separation with mother	0.89 (0.00) ***	1.16 (0.61)
11. Hukou Status	0.82 (0.00) ***	n/a
12. Compulsory education	0.76 (0.00) ***	4.2 (0.00) ***
13. Kindergarten	0.85 (0.00) ***	n/a
14. Schooling distance	1.13 (0.01) ***	1.22 (0.54)
15. Time to school	0.77 (0.00) ***	1.71 (0.36)
16. Water access	0.78 (0.00) ***	0.78 (0.29)
17. Sanitation facilities	0.59 (0.00) ***	1.06 (0.69)
18. Cooking fuel	0.58 (0.00) ***	1.13 (0.38)
19. Electricity	0.71 (0.00) ***	1.01 (0.98)
20. Shelter Condition	0.77 (0.00) ***	1.37 (0.05) **

Note : p-value<0.1* p-value<0.05** p-value<0.01 ***

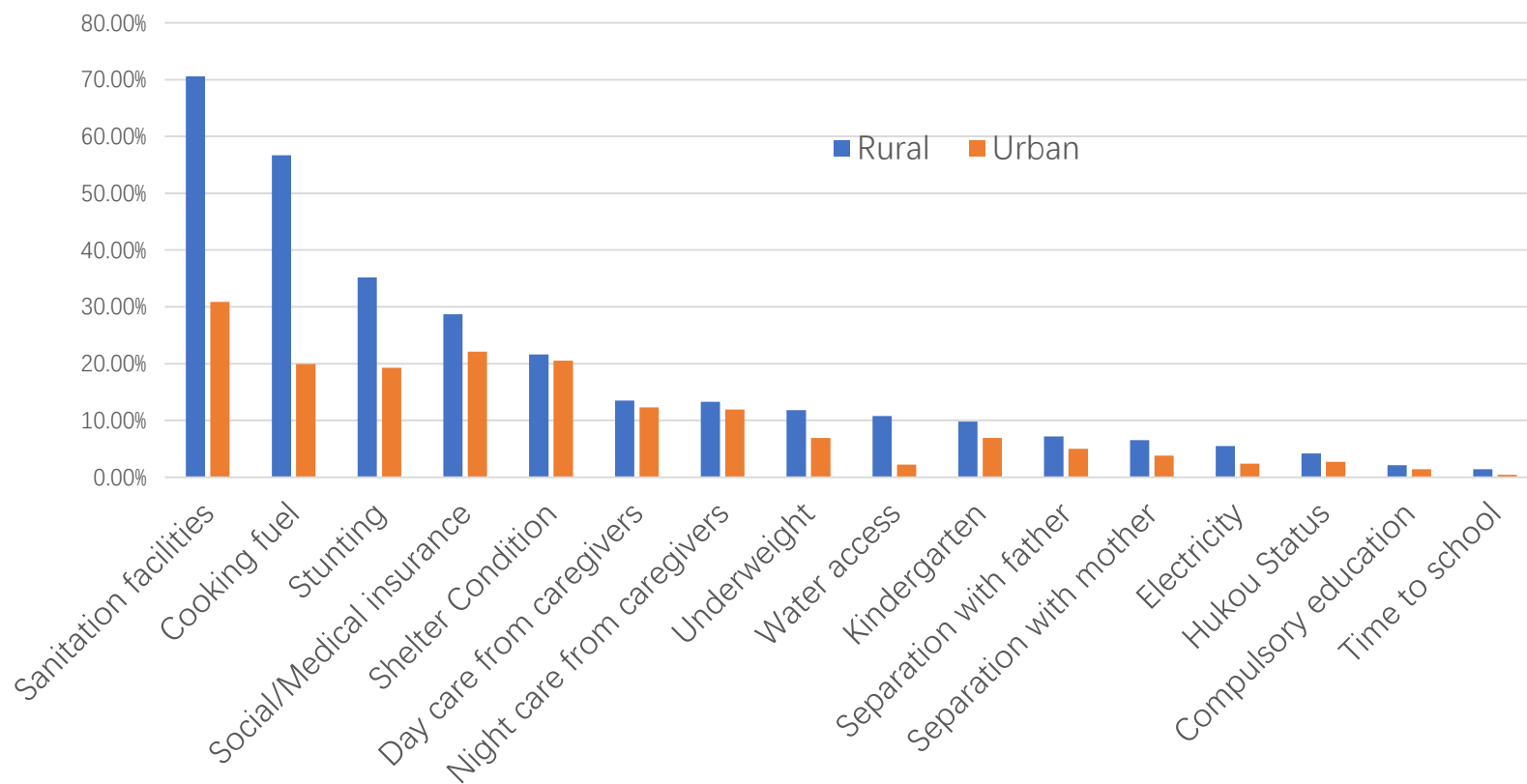


Child poverty status by multidimensional deprivation indicator and income indicator



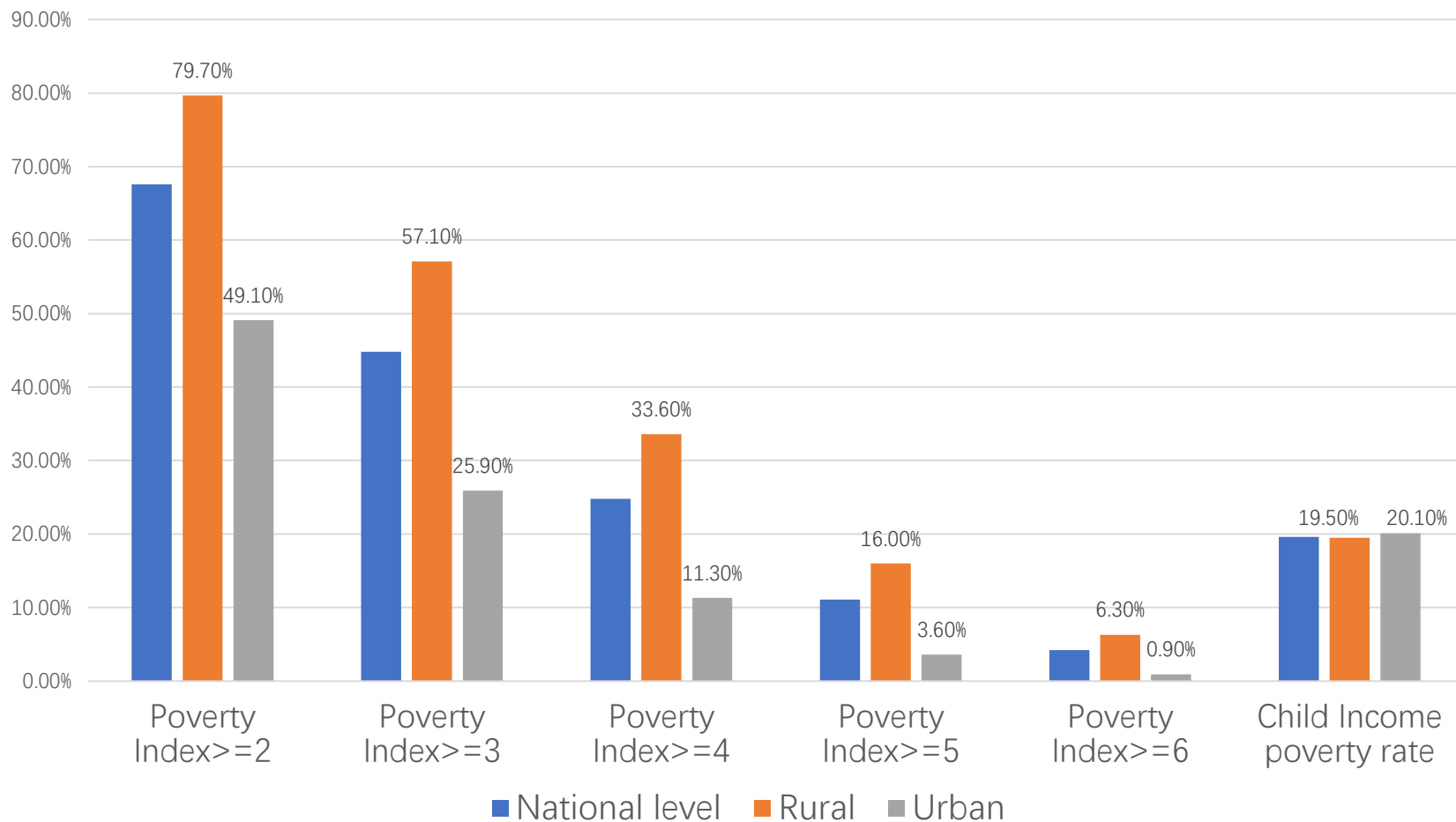


Comparing rural-urban child poverty by multidimensional deprivation indicator and income indicator



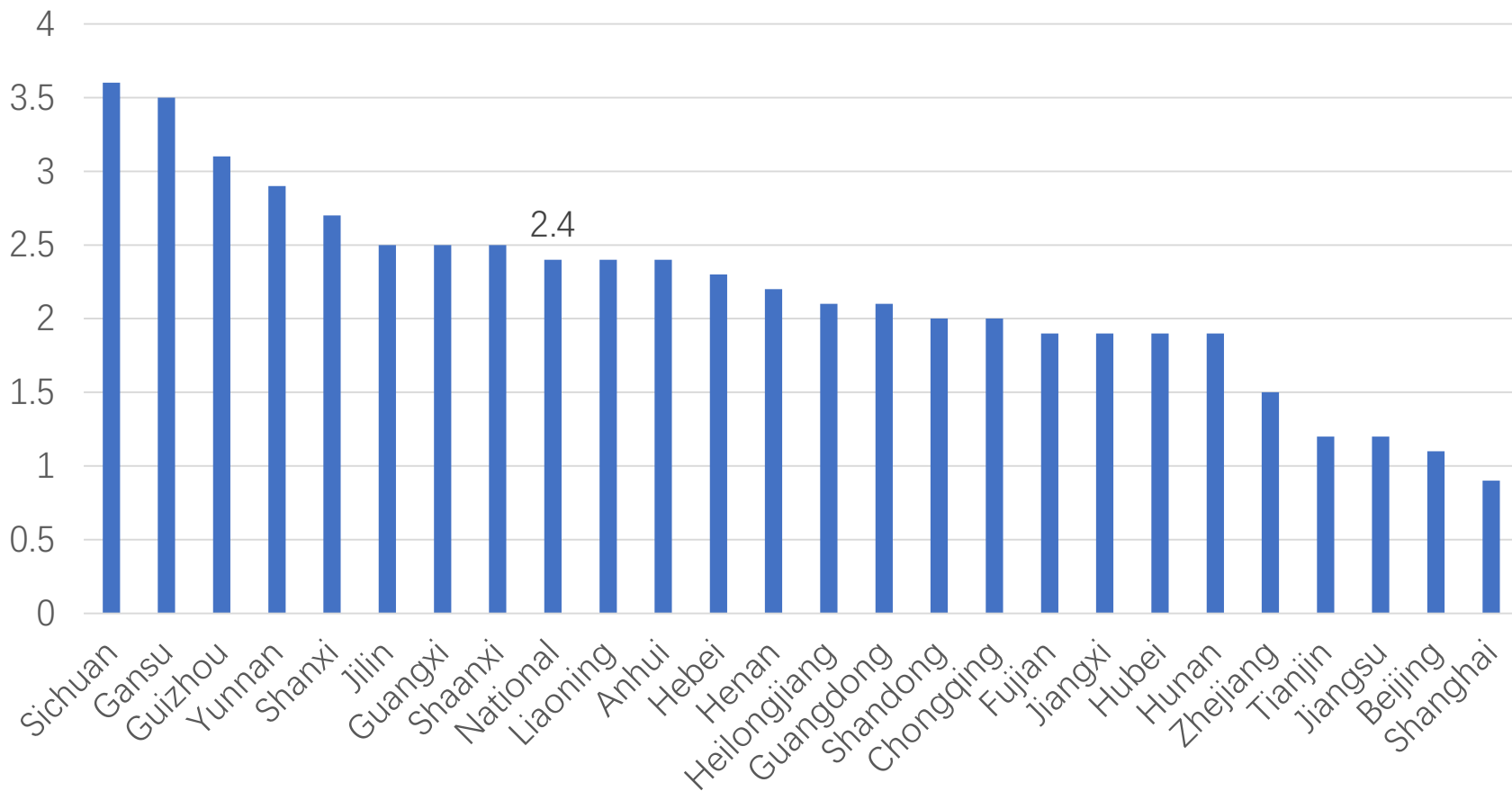


Comparing child poverty by multidimensional deprivation approach and income approach



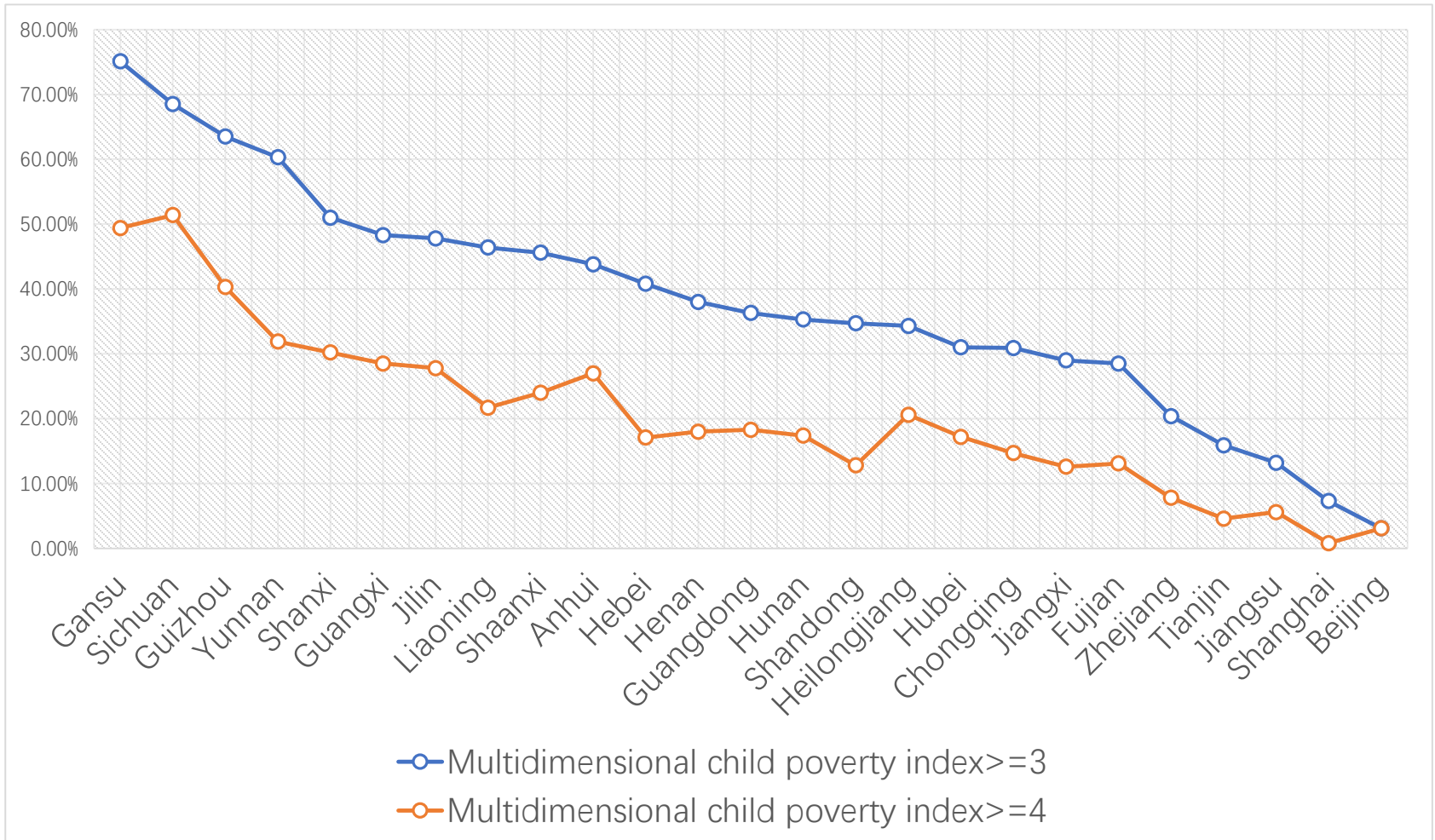


Averaged Multidimensional child poverty index for different provinces of China



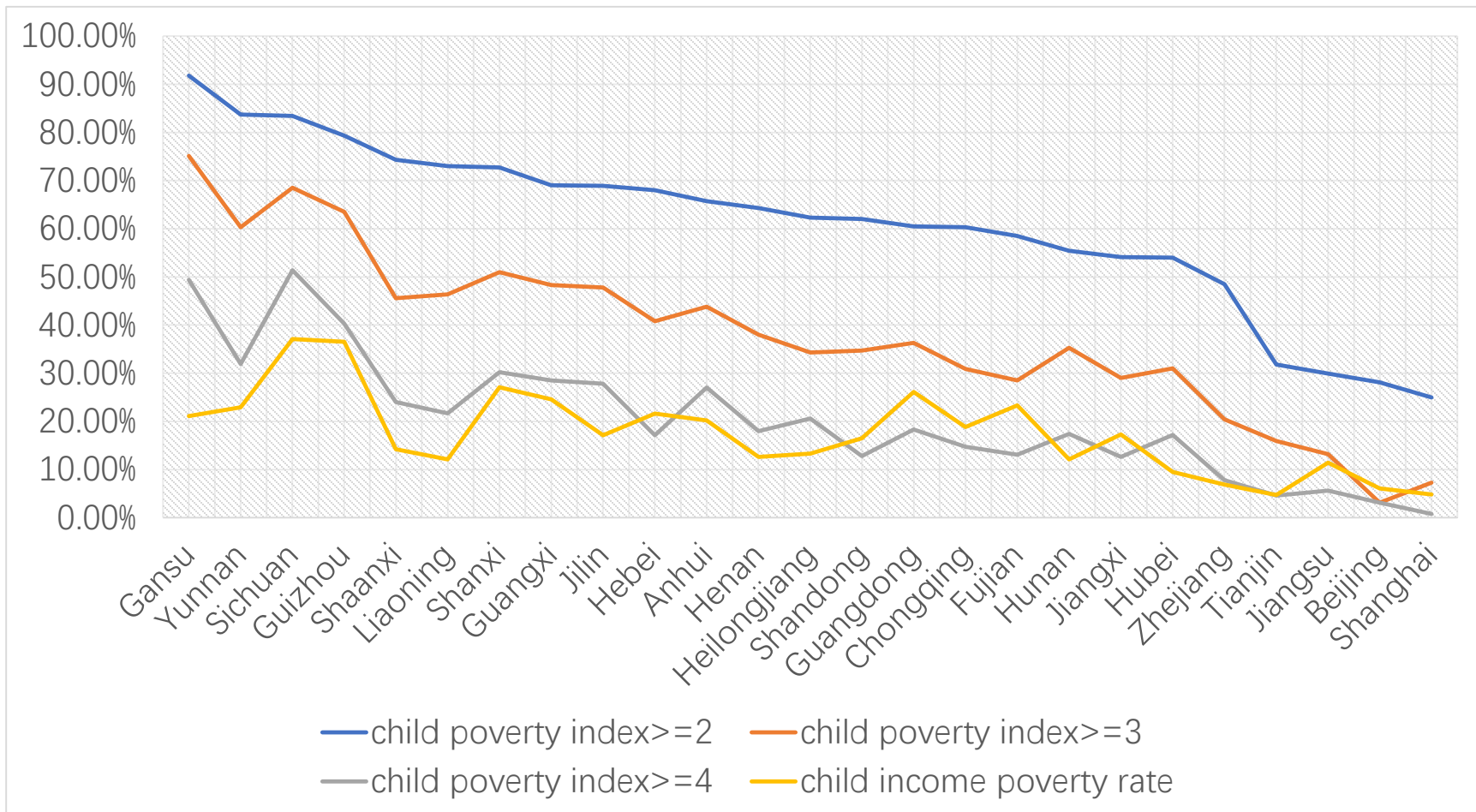


Child poverty rate by multidimensional deprivation approach for different provinces of China





Comparing the extent and levels of child poverty by the multidimensional deprivation approach and income measures

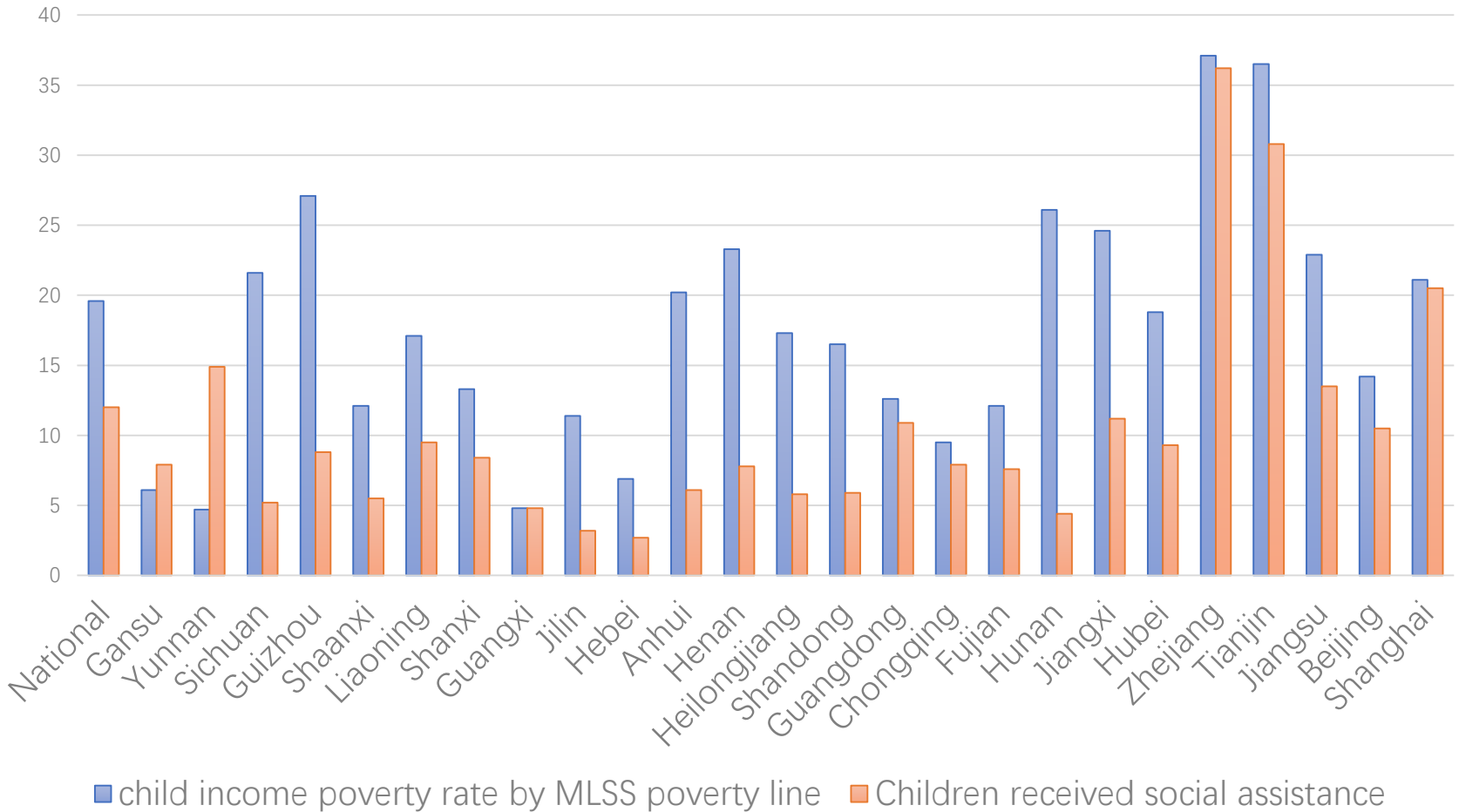




河海大学

HOHAI UNIVERSITY

Child poverty rate by the MLSS poverty line and the proportion of children 'received social assistance'





Thanks very much!
qidi@hhu.edu.cn



河海大學
HOHAI UNIVERSITY